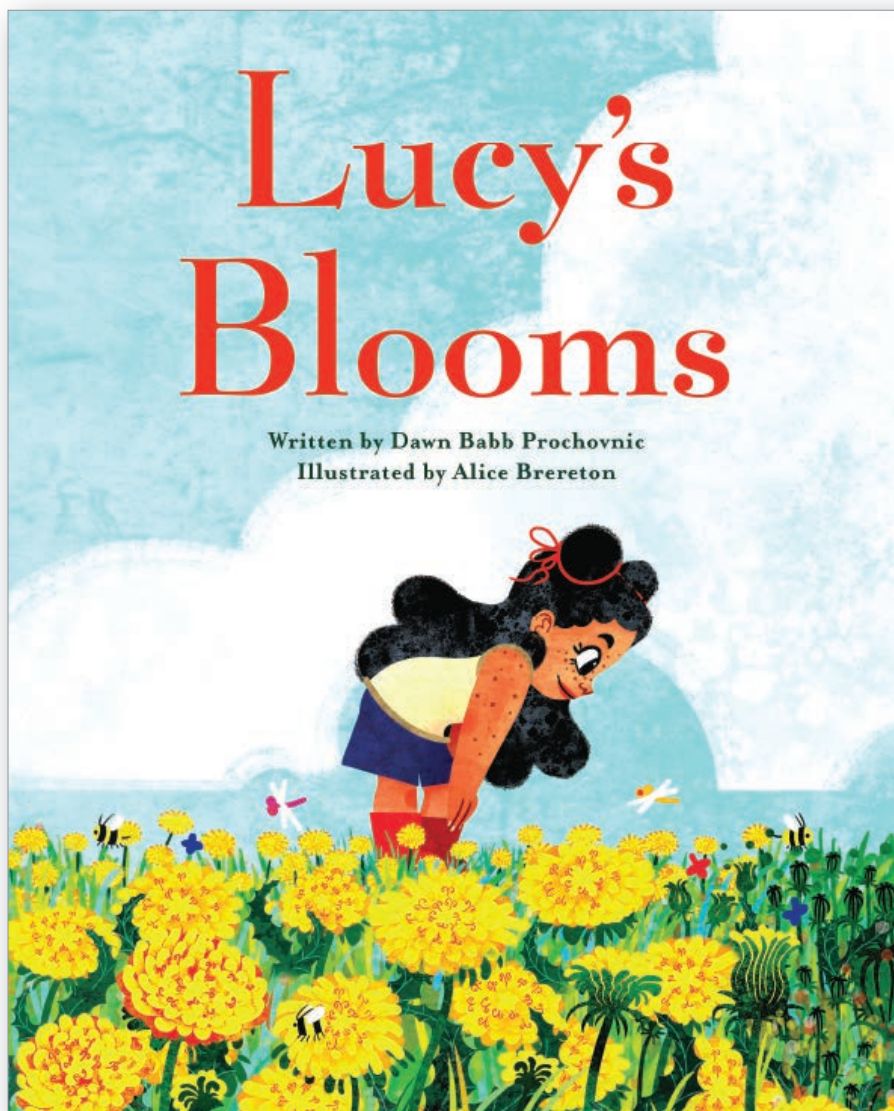


BOOK GUIDE FOR *Lucy's Blooms*

Written by Dawn Babb Prochovnic
Illustrated by Alice Brereton



F&P Level: N
Lexile Measure: 610L

Find more book guides at WestMarginPress.com

Summary

A multigenerational story about a young girl who learns from her grandmother about the enduring nature of love, the strength in rejecting labels, and the wisdom in standing with those who are different.

The town's annual flower contest is coming soon, and Lucy puts her heart into growing a lively bunch of flowers she finds in a meadow. As her grandmother guides her in nurturing a garden, Lucy learns that winning isn't the true reward—it's the special love found in caring for something or someone.

Book trailer: https://youtu.be/csoF_xhUTul

Lucy's song: <https://maiahwynne.bandcamp.com/track/lucys-blooms>
(Song credit: Music written, performed and produced by Maiah Wynne, www.maiahwynne.com, with lyrics by Dawn Babb Prochovnic and Maiah Wynne. Mixed engineered and mastered by Aliephant.)



About the Author

Dawn Babb Prochovnic is the author of *Where Does a Cowgirl Go Potty?*, *Where Does a Pirate Go Potty?*, and numerous sign language books for children. She is the founder of SmallTalk Learning and blogs about books, sign language, and early literacy, and loves working with schools, libraries, and bookstores to customize educational offerings. Dawn lives and gardens in Portland, Oregon. Visit her at dawnprochovnic.com



About the Illustrator

Alice Brereton is a children's book illustrator of such books like *Glacier on the Move*, and loves to incorporate colorful textures and shapes into her artwork. She grew up and still lives in Minneapolis, Minnesota. Visit her at pickledalice.com

Pre-Reading Discussion Questions

1. Look at the expression on Lucy's face on the front cover. What descriptive words could you use to describe what she might be thinking or how she might be feeling?
2. Based on the title and the illustrations on the front and back cover, what do you predict this story is about? What clues did you use to make your prediction?
3. Look at the flowers (or "blooms") illustrated on the front and back cover. Have you ever seen blooms like this in a meadow or in your own yard? Have you ever taken care of blooms in your own yard or garden?

Post-Reading Discussion Questions

1. Lucy faces several obstacles while caring for her blooms. Name one of the obstacles Lucy faces, and describe what action(s) she takes to overcome this obstacle.
2. Despite the obstacles Lucy faces, she does not give up. Describe a time when you worked hard at something and did not give up.
3. Have you ever set a goal for yourself (such as winning a contest) that did not turn out the way you hoped it would? What descriptive words could you use to share your feelings or emotions in this situation?
4. At the contest, one of the judges pointed to the rulebook and said, "Ah-ha, these are a bunch of weeds," and another judge said, "And as the rulebook says, 'No weeds allowed.'" How did you feel when you heard the judges say that? How did Lucy feel when she heard the judges say that? What clues from the story led you to this conclusion?
5. The judges view the blooms differently than Lucy views them. Have you ever been labeled or judged? How did that feel?
6. Lucy "stood by her blooms" even after they were rejected by the judges. Have you ever stood by (or stood up for) someone who was labeled or rejected by others?
7. At the end of the story, "a fantastic flurry of silky seeds swirled and twirled behind" Lucy. What do you think happened to those seeds?
8. Compare the front and back end papers (on the inside of the front and back cover). How are they different? How are they the same?
9. Have you ever seen a dandelion in a meadow or in your own yard? Have you ever seen a dandelion change from a bright, yellow bloom to a white, cottony tuft?

Science/Natural History/Geography

1. This story is fiction, but it incorporates some nonfiction facts. What are some examples of factual information that is incorporated into this story? (Hint: think about the elements needed for a flower to grow.)
2. Dandelions are a flowering plant that can be found throughout North America. Research three facts about dandelions, and share the facts you learned with a partner.

You can find several websites with information about dandelions here:


<https://www.pinterest.com/dawnprochovnic/lucys-blooms-picture-book-by-dawn-babb-prochovnic/fun-facts-about-dandelions/>

Plant your own garden. You can find a variety of gardening projects for kids here:

<https://www.pinterest.com/dawnprochovnic/lucys-blooms-picture-book-by-dawn-babb-prochovnic/gardening-with-kids/>

Math

1. There are several blue ribbons shown in the illustrations throughout the book. How many blue ribbons can you find?
2. Look at the illustration where the judges measured Lucy's blooms. Approximately how many inches is the tallest bloom? Approximately how many inches is the shortest bloom?
3. How many times does Gram's dog appear in the story? Don't forget the title page!
4. How many bees can you find on the back end papers? How many dragonflies can you find?



Word Search

Blooms
Blue Ribbon
Contest
Dance
Flowerpot
Gardening
Gram
Grand Prize
Judges

Lucy
Meadow
Measure
Most Loved
Rulebook
Shade
Soil
Sun
Silky Seeds

Stories
Surprise
Wagon
Weeds
Whistle
Wilted
Win



G	G	A	R	D	E	N	I	N	G	R	U	M	B	W
M	W	W	I	Y	V	F	L	O	W	E	R	P	O	T
O	A	E	L	Z	M	T	S	U	R	P	R	I	S	E
S	G	E	D	G	R	A	N	D	P	R	I	Z	E	N
T	O	D	S	H	A	D	E	W	W	N	L	N	Z	G
L	N	S	B	L	U	E	R	I	B	B	O	N	S	R
O	S	I	L	K	Y	S	E	E	D	S	G	Z	T	A
V	D	M	N	D	W	R	L	W	I	U	O	W	O	M
E	A	J	E	W	K	Y	U	E	H	S	J	V	R	S
D	N	W	U	A	P	Y	C	L	M	I	F	Q	I	S
X	C	I	G	D	S	C	Y	S	E	B	S	L	E	O
K	E	N	Z	A	G	U	T	U	A	B	D	T	S	I
B	L	O	O	M	S	E	R	N	D	S	O	F	L	L
C	O	N	T	E	S	T	S	E	O	G	A	O	W	E
M	G	W	I	L	T	E	D	K	W	G	X	O	K	N

Draw Lucy's Blooms!

Look carefully at the illustrations of Lucy's blooms and notice how they gradually change over time. In the boxes below, draw four different stages of the blooms' development.

Activities

Share your experience!

Think about a time when you or someone you loved was judged harshly by others. Write about what happened, how you felt, and how you responded, then share your story with a partner.

Imagine what happens after the ending!

At the end of the story, Lucy and her blooms return to Gram's. On a separate piece of paper, write a story about what happens next. What does Lucy say to Gram? What does Gram say to Lucy? How do Lucy and Gram spend the rest of the day? What happens to the blooms?

Create a flower journal!

You will need a writing journal or several blank pieces of paper for this activity. Go outside and find a flower that interests you. On the first page of your journal, draw a picture of your flower, and write down at least three descriptive words about your flower. Repeat these steps for one week. At the end of the week, compare your drawing and description from day one to your drawing and description on day seven. What has changed? What has stayed the same?

Write a poem!

Write a five-line poem about a flower that interests you. Each line of the poem should include one of your five senses. *Hint: The five senses are hearing, sight, smell, taste, and touch. Review the notes you made in your flower journal (above) before writing your poem.*

Paint a yellow dandelion!


You will need a piece of paper or cardstock, a plastic fork, yellow paint, and a green marker for this activity. Dip the back of the fork into the paint then press the back of the fork onto the paper to make the blades of the flower. Repeat this process in a circular direction to make the round bloom of the dandelion. After the paint dries, use the green marker to make the stem of the dandelion.

Paint a white dandelion!

You will need a piece of paper or cardstock, white paint, and a green marker for this activity. Dip one of your fingers into the white paint then press your finger onto the paper to make white dots. Repeat this process several times to make the round seed head of the dandelion. After the paint dries, use the green marker to make the stem of the dandelion.

Find more dandelion craft projects and activity ideas here: <https://www.pinterest.com/dawnprochovnic/lucys-blooms-picture-book-by-dawn-babb-prochovnic/dandelion-activities-and-crafts/>







Amazing Time Lapse Videos:

Dandelion Flower to Seed Head: https://youtu.be/UQ_QqtXoyQw

Dandelion Flower to Seed Head Blowing Away: <https://youtu.be/FgmKVhVhDrE>

Growing Dandelion Flower: https://youtu.be/A6MZT7uf_5Y

Dandelions Blooming and Going to Seed: <https://youtu.be/EvTLqXY92vc>

Dandelion Growing from Seed with Cross-Section of Soil, Showing Roots: <https://youtu.be/q2Jlg-LwiYU>

Dance of the Dandelions: <https://youtu.be/tKeqcAOtGF8>

More Educational Videos about Dandelions:

The Dandelion from the BBC's The Private Life of Plants Documentary Series: <https://youtu.be/slUkyA2cy60>

The Secret Physics of Dandelion Seeds: <https://youtu.be/N2UbaDV9O9Q>

How a Vortex Helps Dandelions Fly: <https://youtu.be/clKEdi-nXVw>

History of Dandelions: <https://youtu.be/xyePMeGE3CI>

Word Search Answer Key

G	G	A	R	D	E	N	I	N	G	R	U	M	B	W
M	W	I	Y	V	F	L	O	W	E	R	P	O	T	
O	A	E	L	Z	M	T	S	U	R	P	R	I	S	E
S	G	E	D	G	R	A	N	D	P	R	I	Z	E	N
T	O	D	S	H	A	D	E	W	W	N	L	N	Z	G
L	N	S	B	L	U	E	R	I	B	B	O	N	S	R
O	S	I	L	K	Y	S	E	E	D	S	G	Z	T	A
V	D	M	N	D	W	R	L	W	I	U	O	W	O	M
E	A	J	E	W	K	Y	U	E	H	S	J	V	R	S
D	N	W	U	A	P	Y	C	L	M	I	F	Q	I	S
X	C	I	G	D	S	C	Y	S	E	B	S	L	E	O
K	E	N	Z	A	G	U	T	U	A	B	D	T	S	I
B	L	O	O	M	S	E	R	N	D	S	O	F	L	L
C	O	N	T	E	S	T	S	E	O	G	A	O	W	E
M	G	W	I	L	T	E	D	K	W	G	X	O	K	N